

TECHNICAL DATA  
DATA SHEET 4644, REV. A

## HERMETIC SCHOTTKY RECTIFIER Very Low Forward Voltage Drop

### Features:

- Soft Reverse Recovery at Low and High Temperature
- Very Low Forward Voltage Drop
- Low Power Loss, High Efficiency
- High Surge Capacity
- Guard Ring for Enhanced Durability and Long Term Reliability
- Guaranteed Reverse Avalanche Characteristics

### Maximum Ratings

Characteristics	Symbol	Condition	Max.	Units
Peak Inverse Voltage	$V_{RWM}$	-	30	V
Max. Average Forward Current	$I_{F(AV)}$	50% duty cycle, rectangular wave form (Single)	3.0	A
Max. Average Forward Current	$I_{F(AV)}$	50% duty cycle, rectangular wave form (Common Cathode)	6	A
Max. Peak One Cycle Non-Repetitive Surge Current	$I_{FSM}$	8.3 ms, half Sine wave (per leg)	55	A
Non-Repetitive Avalanche Energy	$E_{AS}$	$T_J = 25\text{ }^\circ\text{C}$ , $I_{AS} = 3.0\text{ A}$ , $L = 4.4\text{ mH}$ (per leg)	20	mJ
Repetitive Avalanche Current	$I_{AR}$	$I_{AS}$ decay linearly to 0 in $1\text{ }\mu\text{s}$ $f$ limited by $T_J$ max $V_A=1.5V_R$	3.0	A
Maximum Thermal Resistance	$R_{\theta JC}$	(Single) (Common Cathode)	2.97 5.95	$^\circ\text{C/W}$
Max. Junction Temperature	$T_J$	-	-65 to +175	$^\circ\text{C}$
Max. Storage Temperature	$T_{stg}$	-	-65 to +175	$^\circ\text{C}$

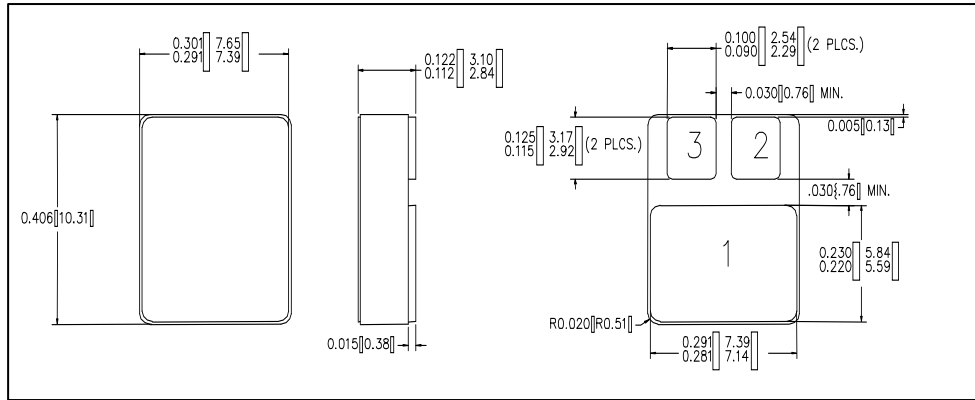
### Electrical Characteristics

Characteristics	Symbol	Condition	Max.	Units
Max. Forward Voltage Drop (per leg)	$V_{F1}$	@ 3.0A, Pulse, $T_J = 25\text{ }^\circ\text{C}$	0.54	V
	$V_{F2}$	@ 3.0A, Pulse, $T_J = 125\text{ }^\circ\text{C}$	0.44	V
Max. Reverse Current (per leg)	$I_{R1}$	@ $V_R = 30\text{V}$ , Pulse, $T_J = 25\text{ }^\circ\text{C}$	0.4	mA
	$I_{R2}$	@ $V_R = 30\text{V}$ , Pulse, $T_J = 125\text{ }^\circ\text{C}$	20	mA
Max. Junction Capacitance (per leg)	$C_T$	@ $V_R = 5\text{V}$ , $T_C = 25\text{ }^\circ\text{C}$ $f_{SIG} = 1\text{MHz}$ , $V_{SIG} = 50\text{mV}$ (p-p)	220	pF

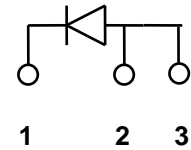
**TECHNICAL DATA**  
**DATA SHEET 4644, REV. A**

**Mechanical Dimensions: in Inches / mm**

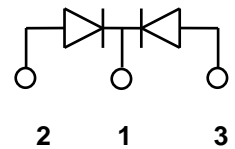
**LCC-5**



**SINGLE**



**COMMON CATHODE**

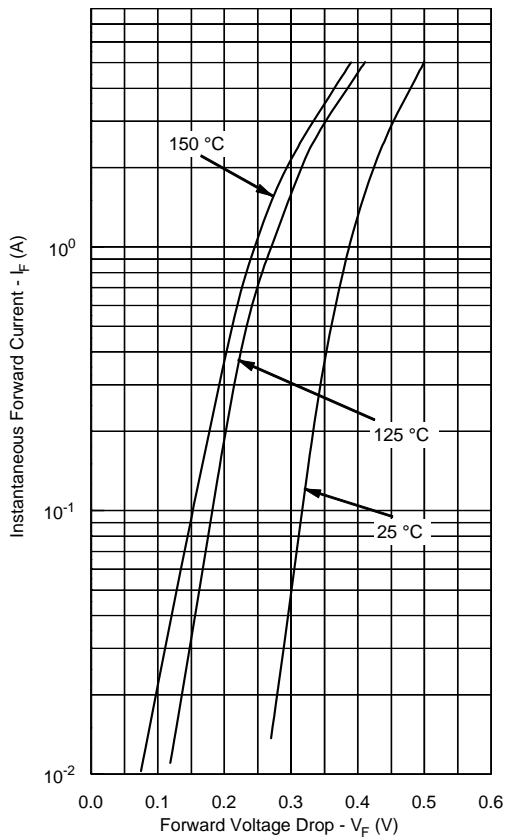


**PINOUT TABLE**

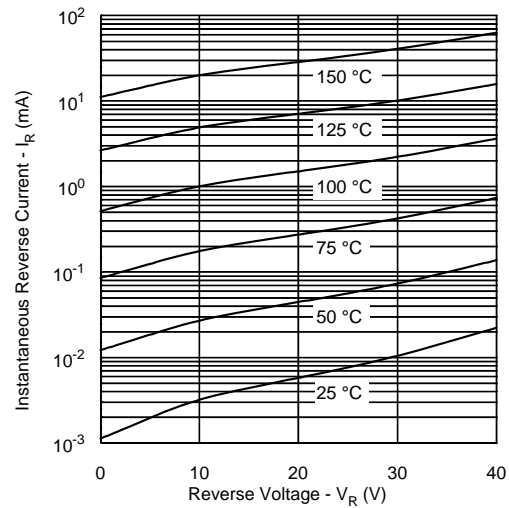
DEVICE TYPE	PIN 1	PIN 2	PIN 3
SINGLE RECTIFIER	CATHODE	ANODE	ANODE
COMMON CATHODE - P	COMMON CATHODE	ANODE 1	ANODE 2

**Note:** The  $V_f$  curves shown are for the SD60SA30 unpackaged die only.

**Typical Forward Characteristics**



**Typical Reverse Characteristics**



**Typical Junction Capacitance**

