

TECHNICAL DATA
DATA SHEET 5080, Rev B.4

AVAILABLE AS

1N
JAN, JANTX, JANTXV
JANS

Zener 1.5W DIODE

- Ultra-low reverse leakage current
- Zener voltage available from 6.8V to 200V
- Sharp Zener knee
- Metallurgically bonded, hermetic, non-cavity glass package
- Lead finish SN63
- Operating Temperature: -65°C to +175°C.
- Storage Temperature: -65°C to +200°C.
- Power Dissipation: 1.5 Watts @ TA = 25°C
- All parts are 100% hot solder dipped
- JAN/ JANTX/ JANTXV available per MIL-PRF-19500/460

Standard Recovery Rectifiers

Qualified per MIL-PRF-19500/406

Electrical characteristics – Temperature 25°C unless otherwise noted

Part Number	Nominal Zener Voltage V _Z	Test current I _{ZT}	Max Dynamic Impedance Z _{ZK} @ I _{ZK}	Max Knee Impedance I _{ZK} @ I _{ZK}		Max Continuous Current I _{ZM}	Max Surge Current I _{ZSM}	Maximum Reverse Current I _R @ V _R	
				Ω	mA			μA	V
1N4461/US	6.8	37	2.5	200	1	210	2.1	5	4.08
1N4467/US	12.0	21.0	7	550	.25	119	1.2	.20	9.60
1N4468/US	13.0	19.0	8	550	.25	110	1.1	.05	10.40
1N4469/US	15.0	17.0	9	600	.25	95	.95	.05	12.00
1N4470/US	16.0	15.5	10	600	.25	90	.90	.05	12.80
1N4471/US	18.0	14.0	11	650	.25	79	.79	.05	14.40
1N4472/US	20.0	12.5	12	650	.25	71	.71	.05	16.00
1N4473/US	22.0	11.5	14	650	.25	65	.65	.05	17.60
1N4474/US	24.0	10.5	16	700	.25	60	.60	.05	19.20
1N4475/US	27.0	9.5	18	700	.25	53	.53	.05	21.60
1N4476/US	30.0	8.5	20	750	.25	48	.48	.05	24.00
1N4477/US	33.0	7.5	25	800	.25	43	.43	.05	26.40
1N4478/US	36.0	7.0	27	850	.25	40	.40	.05	28.80
1N4479/US	39.0	6.5	30	900	.25	37	.37	.05	31.20
1N4480/US	43.0	6.0	40	950	.25	33	.33	.05	34.40
1N4481/US	47.0	5.5	50	1000	.25	30	.30	.05	37.60
1N4482/US	51.0	5.0	60	1100	.25	28	.28	.05	40.80
1N4483/US	56.0	4.5	70	1300	.25	26	.26	.25	44.80
1N4484/US	62.0	4.0	80	1500	.25	23	.23	.25	49.60
1N4485/US	68.0	3.7	100	1700	.25	21	.21	.25	54.40
1N4486/US	75.0	3.3	130	2000	.25	19	.19	.25	60.40
1N4487/US	82.0	3.0	160	2500	.25	17	.17	.25	65.60
1N4488/US	91.0	2.8	200	3000	.25	16	.16	.25	72.80
1N4489/US	100.0	2.5	250	3100	.25	14	.14	.25	80.00
1N4490/US	110.0	2.0	300	4000	.25	13	.13	.25	88.00
1N4491/US	120.0	2.0	400	4500	.25	12	.12	.25	96.00
1N4492/US	130.0	1.9	500	5000	.25	11	.11	.25	104.00
1N4493/US	150.0	1.7	700	6000	.25	9.5	.095	.25	120.00
1N4494/US	160.0	1.6	1000	6500	.25	8.9	.089	.25	128.00
1N4495/US	180.0	1.4	1300	7000	.25	7.9	.079	.25	144.00
1N4496/US	200.0	1.2	1500	8000	.25	7.2	.072	.25	160.00

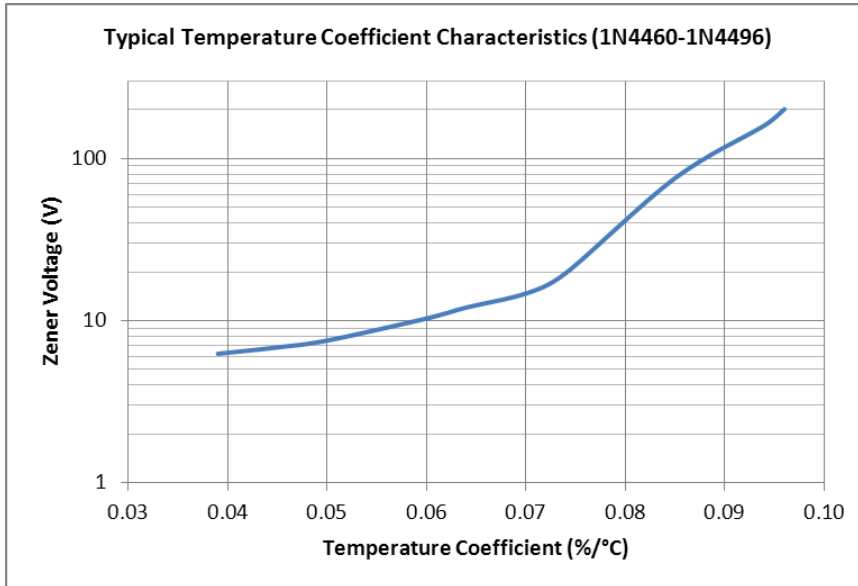
* Dc TA=+150°C IR2

SENSITRON

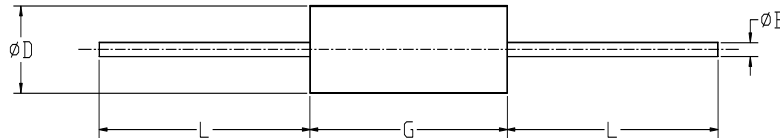
TECHNICAL DATA

DATA SHEET 5080, Rev B.4

GRAPHS

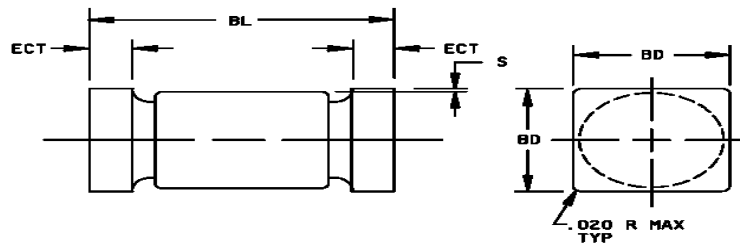


PACKAGE DIMENSIONS (inches/mm)



1N4464 thru 1N4496

PACKAGE STYLE	DIMENSIONS - INCHES (MILLIMETERS)			
	ϕB	ϕD	G	L
Similar to DO-41	.028/.032	.060/.085	.106/.160	.80/1.30
	0.71/0.81	1.52/2.16	2.69/4.06	20.32/33.02



1N4464US thru 1N4496US

PACKAGE STYLE	DIMENSIONS - INCHES (MILLIMETERS)			
	BL	BD	S	ECT
MELF	.168/.200	.091/.103	0.003 Min	.019/.028
	4.28/5.08	2.31/2.62	0.008min	0.48/0.71

SENSITRON

TECHNICAL DATA
DATA SHEET 5080, Rev B.4

PART ORDERING INFORMATION

The following part numbers can be screened and tested to the military screening flow. The parts are marked in accordance with the testing performed, example:

Sensitron Screening Level	*Part Number-- Leaded Package (example for 1N4460)	Part Number- Surface Mount Package (example for 1N4460US)
1N	1N4460	1N4460US
JAN	JAN1N4460	JAN1N4460US
JANTX	JANTX1N4460	JANTX1N4460US
JANTXV	JANTXV1N4460	JANTXV1N4460US
JANS	JANS1N4460	JANS1N4460US

*Parts can also be ordered Tape & Reel

DISCLAIMER:

- 1- The information given herein, including the specifications and dimensions, is subject to change without prior notice to improve product characteristics. Before ordering, purchasers are advised to contact the Sensitron Semiconductor sales department for the latest version of the datasheet(s).
- 2- In cases where extremely high reliability is required (such as use in nuclear power control, aerospace and aviation, traffic equipment, medical equipment, and safety equipment), safety should be ensured by using semiconductor devices that feature assured safety or by means of users' fail-safe precautions or other arrangement.
- 3- In no event shall Sensitron Semiconductor be liable for any damages that may result from an accident or any other cause during operation of the user's units according to the datasheet(s). Sensitron Semiconductor assumes no responsibility for any intellectual property claims or any other problems that may result from applications of information, products or circuits described in the datasheets.
- 4- In no event shall Sensitron Semiconductor be liable for any failure in a semiconductor device or any secondary damage resulting from use at a value exceeding the absolute maximum rating.
- 5- No license is granted by the datasheet(s) under any patents or other rights of any third party or Sensitron Semiconductor.
- 6- The datasheet(s) may not be reproduced or duplicated, in any form, in whole or part, without the expressed written permission of Sensitron Semiconductor.
- 7- The products (technologies) described in the datasheet(s) are not to be provided to any party whose purpose in their application will hinder maintenance of international peace and safety nor are they to be applied to that purpose by their direct purchasers or any third party. When exporting these products (technologies), the necessary procedures are to be taken in accordance with related laws and regulations.