

TECHNICAL DATA  
DATA SHEET 4676, REV. A**HERMETIC POWER SCHOTTKY RECTIFIER**  
**Low Forward Voltage****Applications:**

- Switching Power Supply
- Converters
- Free-Wheeling Diodes
- Polarity Protection Diode

**Features:**

- Soft Reverse Recovery at Low and High Temperature
- Low Forward Voltage Drop
- Low Power Loss, High Efficiency
- High Surge Capacity
- Guard Ring for Enhanced Durability and Long Term Reliability
- Guaranteed Reverse Avalanche Characteristics

**Maximum Ratings:**

Characteristics	Symbol	Condition	Max.	Units
Peak Inverse Voltage	$V_{RWM}$	-	100	V
Max. Average Forward Current	$I_{F(AV)}$	50% duty cycle, rectangular wave form (Single/Doubler)	7.5	A
Max. Average Forward Current	$I_{F(AV)}$	50% duty cycle, rectangular wave form (Common Cathode/Common Anode)	15	A
Max. Peak One Cycle Non-Repetitive Surge Current	$I_{FSM}$	8.3 ms, half Sine wave (per leg)	140	A
Max. Thermal Resistance	$R_{\theta JC}$	(Per leg)	5.37	°C/W
Max. Junction Temperature	$T_J$	-	-65 to +175	°C
Max. Storage Temperature	$T_{stg}$	-	-65 to +175	°C

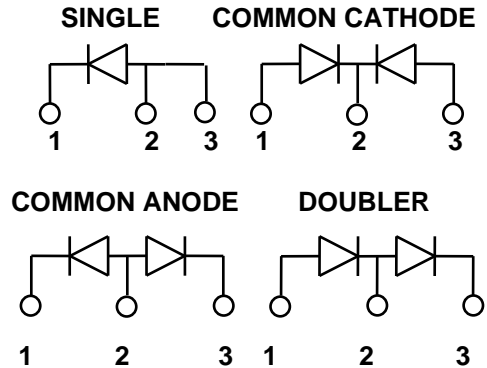
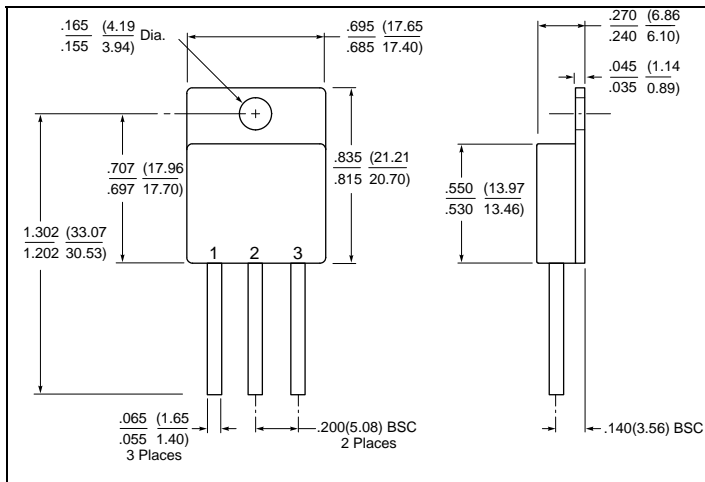
**Electrical Characteristics:**

Characteristics	Symbol	Condition	Max.	Units
Max. Forward Voltage Drop	$V_{F1}$	@ 7.5A, Pulse, $T_J = 25\text{ °C}$ (per leg)	0.93	V
	$V_{F2}$	@ 7.5A, Pulse, $T_J = 125\text{ °C}$ (per leg)	0.77	V
Max. Reverse Current	$I_{R1}$	@ $V_R = 100V$ , Pulse, $T_J = 25\text{ °C}$ (per leg)	0.18	$\mu A$
	$I_{R2}$	@ $V_R = 100V$ , Pulse, $T_J = 125\text{ °C}$ (per leg)	4	mA
Max. Junction Capacitance	$C_T$	@ $V_R = 5V$ , $T_C = 25\text{ °C}$ $f_{SIG} = 1MHz$ , $V_{SIG} = 50mV$ (p-p) (per leg)	250	pF

**SENSITRON**

**TECHNICAL DATA**  
**DATA SHEET 4676, REV. A**

**Mechanical Dimensions: In Inches / mm**



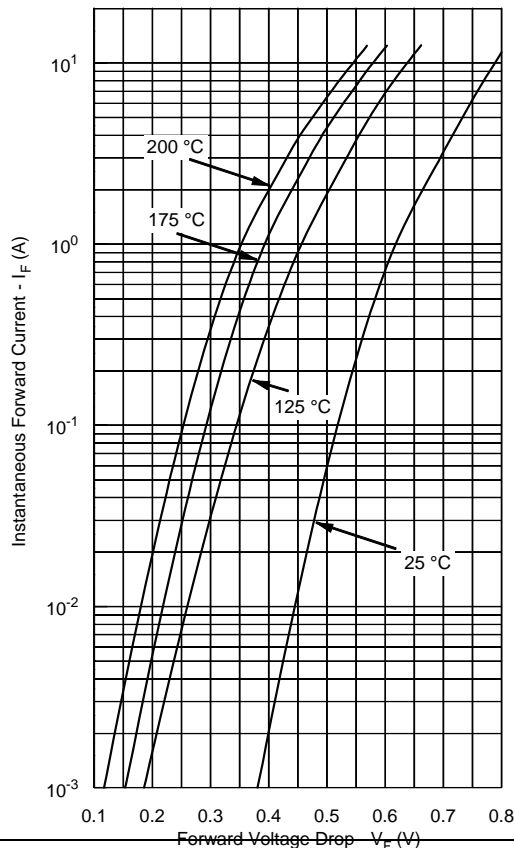
**TO-258**

**PINOUT TABLE**

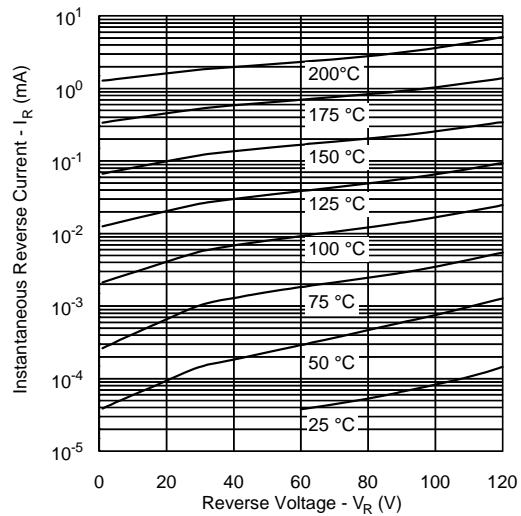
TYPE	PIN 1	PIN 2	PIN 3
SINGLE RECTIFIER	CATHODE	ANODE	ANODE
DUAL RECTIFIER, COMMON CATHODE (P)	ANODE 1	COMMON CATHODE	ANODE 2
DUAL RECTIFIER, COMMON ANODE (N)	CATHODE 1	COMMON ANODE	CATHODE 2
DUAL RECTIFIER, DOUBLER (D)	ANODE	CATHODE/ANODE	CATHODE

**Note:** The  $V_f$  curves shown are for the unpackaged die only.

**Typical Forward Characteristics**



**Typical Reverse Characteristics**



**Typical Junction Capacitance**

